



SWEP PTY.LTD.

**ANALYTICAL
LABORATORIES**

ABN26005031569

Tel:(03)97016007

Fax:(03)97015712

REPORTONSAMPLEOFGARDEN

SOIL

FILENO: **EXAMPLE**

DATEISSUED:

31/07/2007

CLIENT
ADDRESS
ADDRESS

CLIENTID:
PHONE:
FAX:

SAMPLEID: LAWN
DEPTHOFSAMPLE(cm): 0to15

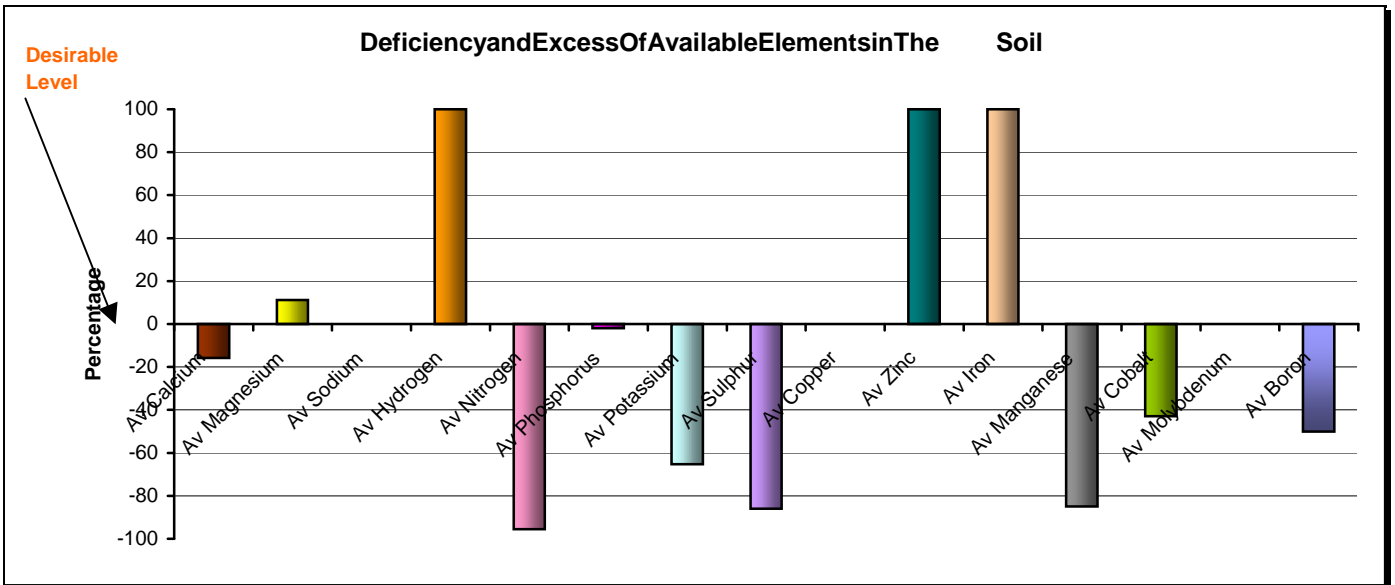
REFERENCE:
REFERENCEPHONE:
DATERECEIVED: 25/07/2007
ANALYSISREQUIRED: Full

ITEMS	RESULTS	DESIRABLELEVEL		
		LAWN	TREES& SHRUBS	FLOWER BEDS
COLOUR: GREYISHBROWN				
TEXTURE: LIGHTCLAY				
pH(1:5Water)	6.6	5.5-7.5	6.0-7.5	6.0-7.0
pH(1:50.01M _{CaCl} 2)	6.1			
ElectricalConductivity EC μS/cm	56	<300	<315	<500
TOTALSOLUBLESALT TSS ppm	184.8	<990	<1040	<1650
AVAILABLECALCIUM Ca ppm	1734	2058	2058	2058
AVAILABLEMAGNESIUM Mg ppm	302.4	272	272	272
AVAILABLESODIUM Na ppm	71.3	<174	<174	<174
AVAILABLENITROGEN N ppm	1.1	25	50	110
AVAILABLEPHOSPHORUS P ppm	24.5	25	80	170
AVAILABLEPOTASSIUM K ppm	70.2	202	404	404
AVAILABLESULPHUR S ppm	0.7	5-7	5-7	5-7
AVAILABLECOPPER Cu ppm	2	2	2	2
AVAILABLEZINC Zn ppm	15	5-7	5-7	5-7
AVAILABLEIRON Fe ppm	98	>20	>20	>20
AVAILABLEMANGANESE Mn ppm	3	>20	>20	>20
AVAILABLECOBALT Co ppm	0.4	0.7-0.8	0.7-0.8	0.7-0.8
AVAILABLEMOLYBDENUM Mo ppm	0.7	0.7-0.8	0.7-0.8	0.7-0.8
AVAILABLEBORON B ppm	0.3	0.6-0.7	0.6-0.7	0.6-0.7
TOTALORGANICMATTER OM %	5.1	4-6	4-6	4-6
TOTALORGANICCARBON OC %	2.6	2-3	2-3	2-3

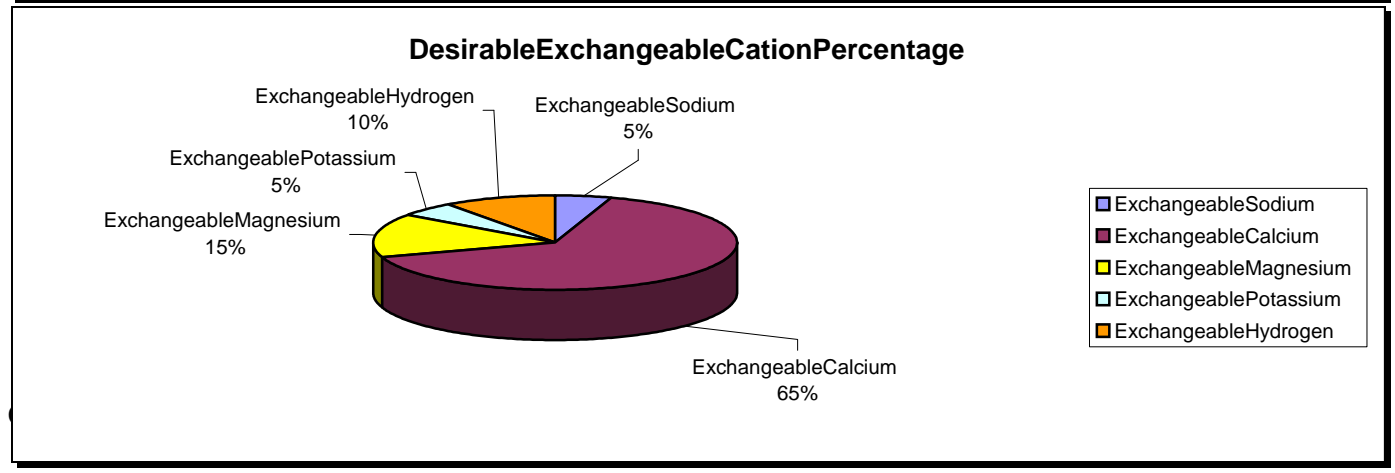
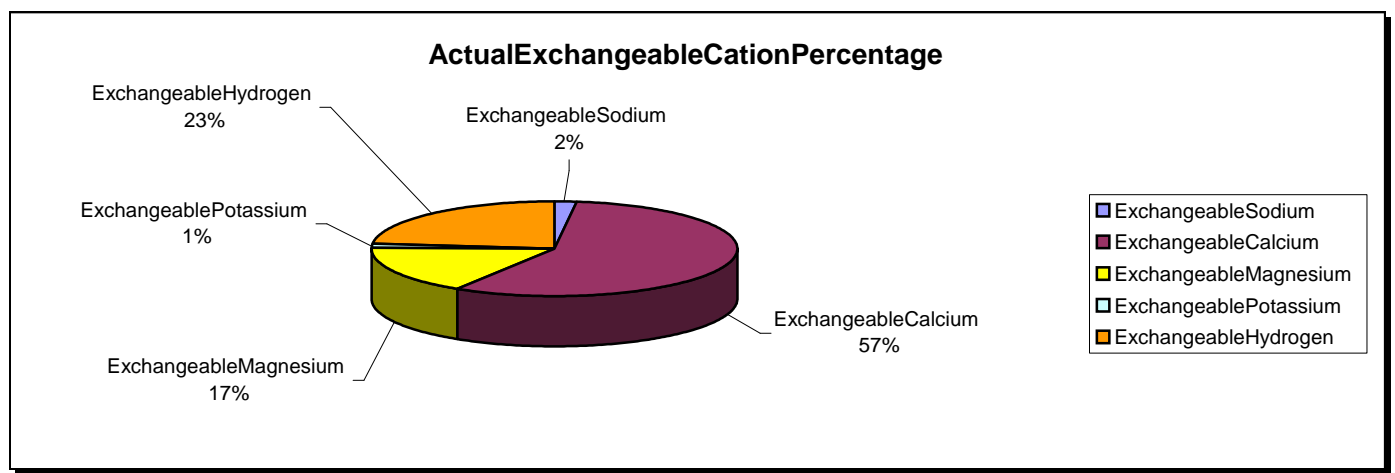
ITEMS			RESULTS	DESIRABLELEVEL
EXCHANGEABLECALCIUM	Ca	me/100gofsoil	8.37	9.57
EXCHANGEABLEMAGNESIUM	Mg	me/100gofsoil	2.43	2.21
EXCHANGEABLESODIUM	Na	me/100gofsoil	0.3	<0.74
EXCHANGEABLEPOTASSIUM	K	me/100gofsoil	0.17	0.74
EXCHANGEABLEHYDROGEN	H	me/100gofsoil	6	
ADJ.EXCHANG.HYDROGEN	H	me/100gofsoil	3.45	<2.21
CATIONEXCHANGE CAPACITY	CEC		17.27	
ADJUSTEDCEC	Adj.CEC		14.72	
EXCH.SODIUMPERCENTAGE	ESP		1.74	<5
CALCIUM/MAGNESIUMRATIO	Ca/Mg		3.44	2-4
BASESATURATIONPERCENTAGE	BSP		66	

ITEMS		PERCENTAGEOFADJUSTEDCEC
EXCHANGEABLECALCIUM	Ca	56.9
EXCHANGEABLEMAGNESIUM	Mg	16.5
EXCHANGEABLESODIUM	Na	2
EXCHANGEABLEPOTASSIUM	K	1.2
EXCHANGEABLEHYDROGEN	H	23.4

CEC=CationExchangeCapacity



Notes:
 -Phosphorus fixation effects if Iron is more than 300ppm
 -Manganese will be at toxicity level if it reaches 500ppm



RECOMMENDATION

GYPSUMREQUIREMENT	53 g/m ²
LIMEREQUIREMENT	91 g/m ²
DOLOMITEREQUIREMENT	0 g/m ²
MAGNESIUMSULPHATE (EpsomSalts)	0 g/m ²

TOTALFERTILIZERREQUIREMENT(g/m ²)	Nitrogen	Phosphorus	Potassium	Sulphur
LAWN	2	1	8	0
TREES&SHRUBS	10	6	33	0
FLOWERBEDS	11	15	33	0

	LAWN	TREES&SHRUBS	FLOWERBEDS	
WITH				
COPPER	0	0	0	g/m ²
ZINC	0	0	0	g/m ²
COBALT	0	0	0	g/m ²
MOLYBDENUM	0	0	0	g/m ²
IRON	0	0	0	g/m ²
MANGANESE	0.4	0.4	0.4	g/m ²
BORON	0.05	0.05	0.05	g/m ²

NOTES:

-Gypsum Requirement is to increase the Calcium and Sulphur and decrease the Exchangeable Sodium and/or the Exchangeable

Magnesium in the soil.

-Lime Requirement is to increase the Calcium and decrease the hydrogen in the soil

-We advise that Lime should be applied first in Autumn then followed by Fertiliser in Spring.